







NW 308



Modular Ice Machine up to 160 kg

Item #:
Project:
Quantity:

	<p>FEATURES</p> <ul style="list-style-type: none"> • Vertical Cube System. • T304 Stainless Steel Panels. • Auto-alert Indicator Lights. • Global standard footprint: strictly follows international imperial standards commonly adopted in the industry of reference. • One touch cleaning: reduces labor costs and saves time and simplifies cleaning process. • Front evaporator access: immediate access to the evaporating plate for quick self-maintenance operations. • Head only ice maker: requires a separate storage bin to collect the ice produced. 		
 <p>NW 308 Dice 10 g L 22 x P 22 x H 22 mm</p>  <p>NW H 308 Half Dice 6 g L 10 x P 22 x H 28 mm</p>  <p>NW L 308 Large Dice 15 g L 28 x P 22 x H 28 mm</p>	<p>CONDENSING SYSTEM</p> <p>Air cooled Water cooled</p>	<p>RECOMMENDED BINS</p>	
<p>REFRIGERANT GAS</p> <p>R404A</p>	<p>Head</p>	<p>Bins</p>	<p>kg</p>
<p>VOLTAGE V/Hz/ph</p> <p>230/50/1</p>	<p>NW 308</p>	<p>✓ SB193</p> <p>✓ SB322</p> <p>CBT30EMCD SB393</p> <p>CBT30EMCD SB530</p>	<p>129</p> <p>168</p> <p>181</p> <p>243</p>
<p>Certifications:</p> 	<p>OPERATING REQUIREMENTS</p>		
	<p>Minimum</p>	<p>Maximum</p>	
<p>Air temperature</p>	<p>10°C</p>	<p>43°C</p>	
<p>Water temperature</p>	<p>5°C</p>	<p>38°C</p>	
<p>Water pressure</p>	<p>1 bar (14 psi)</p>	<p>5 bar (70 psi)</p>	
<p>Electrical voltage</p>	<p>-10%</p>	<p>+10%</p>	
<p>IMPORTANT NOTICE: Models and specifications are subject to change without notice. This spec sheet is meant for commercial purpose only. For technical documentation please refer to our service manuals.</p>	<p>Download our free App Scotsman Ice</p> <p>Apple store Google play Windows store</p> <p>DOWNLOAD </p>	<p>www.scotsman-ice.it www.scotsman-ice.com</p>	

Modular Ice Machine up to 160 kg

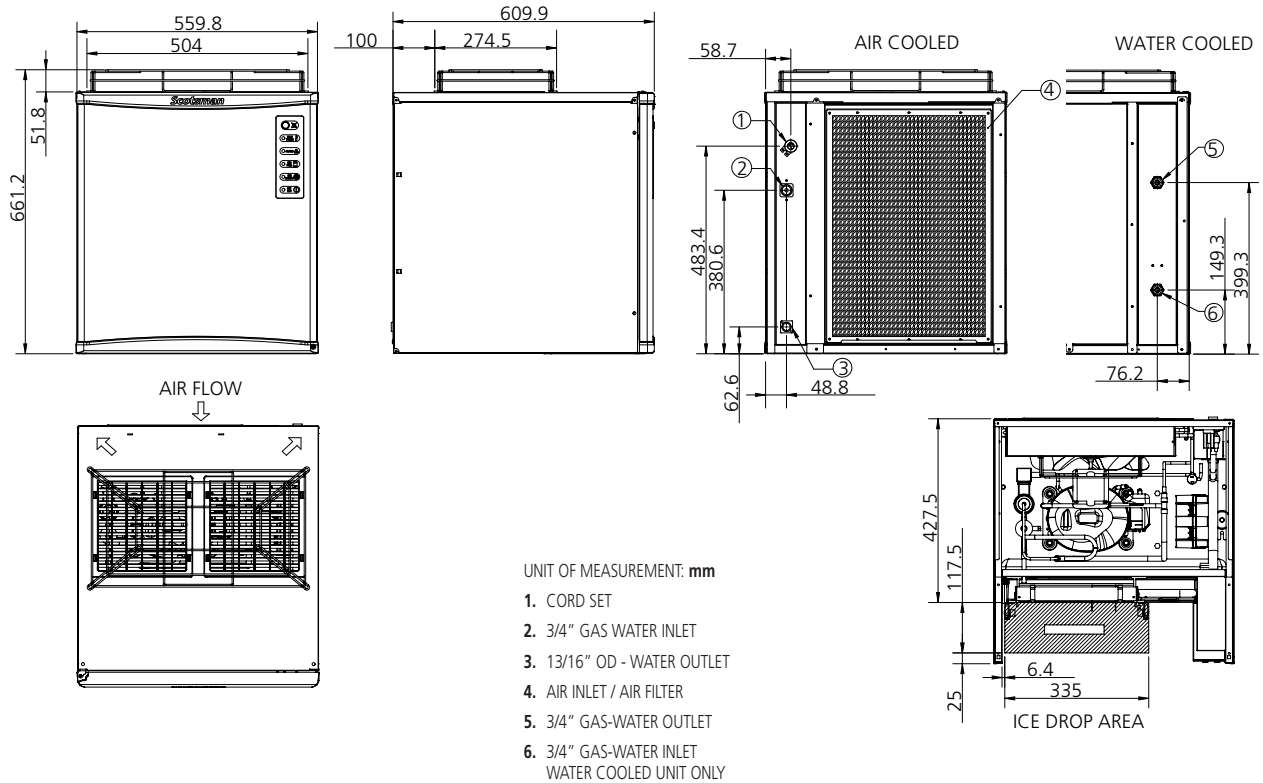
NW 308



Modular Ice Machine up to 160 kg

Item #:
Project:
Quantity:

Modular Ice Machine up to 160 kg



UNIT DATA	Compressor		Circuit wires		Max. fuse size		
	Version	Voltage	Btu/h	W	No.	Ømm ²	A
Size (W x D x H)	558 x 610 x 609 mm						
Net weight	54 kg						
SHIPPING DATA	Carton (W x D x H)		620 x 680 x 800 mm				
Weight	63 kg						

Version	Condensation	Voltage	24 h ice production kg °C Amb. / °C Water			Energy consumption*		Water usage*	Instant power
			10°C/10°C	21°C/10°C	32°C/21°C	kWh/100 kg	kWh/24h	l/h	W
NW 308 AS	Air	230/50/1	160	140	100	16.8	16.8	7.3	950
NW 308 WS	Water	230/50/1							
NW H 308 AS	Air	230/50/1	160	145	110	15.4	17.0	7.6	950
NW H 308 WS	Water	230/50/1							
NW L 308 AS	Air	230/50/1	150	130	100	16.8	16.8	7.9	950
NW L 308 WS	Water	230/50/1							

(*) Data refer to 32°C Amb. / 21°C Water temperature conditions