

AF 103

Self Contained Ice Machine 120 kg

Item #:
Project:
Quantity:



FEATURES

- Produces granular shape ice flakes, 75% hardness.
- Electronically controlled operation, with self-diagnostic functions with external alarm lights providing operational information for early alert and fast diagnosis of operating issues.
- External Components constructed from corrosion-resistant stainless steel crafted for optimal aesthetic appeal through superior fit and finish.
- Ergonomically convenient, slanted & disappearing storage bin door.
- Front access for easier maintenance.
- Front-in, front-out airflow allows for built-in installations.



AF 103
Flake ice
Residual water content 25%

CONDENSING SYSTEM

Air cooled
Water cooled

REFRIGERANT GAS

R134a
R404A

VOLTAGE V/Hz/ph

230/50/1
230/60/1

INTERNAL BIN CAPACITY

30 kg

CERTIFICATIONS



OPERATING REQUIREMENTS

	Minimum	Maximum
Air temperature	10	43
Water temperature	5	38
Water pressure	1 bar (14 psi)	5 bar (70 psi)
Electrical voltage	-10%	+10%

IMPORTANT NOTICE:
Models and specifications are subject to change without notice.
This spec sheet is meant for commercial purpose only.
For technical documentation please refer to our service manuals.

Download our free **App Scotsman Ice**
Apple store
Google play
Windows store



www.scotsman-ice.it
www.scotsman-ice.com

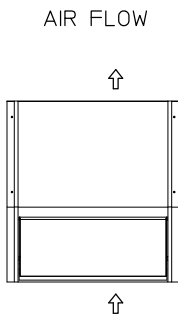
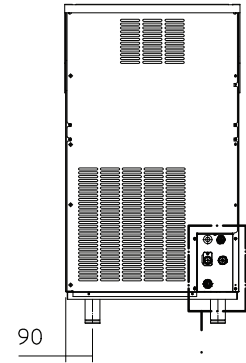
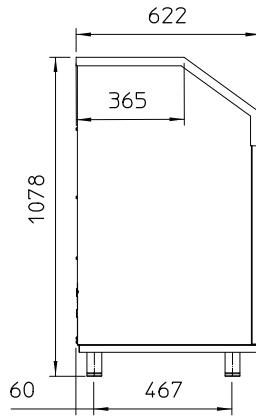
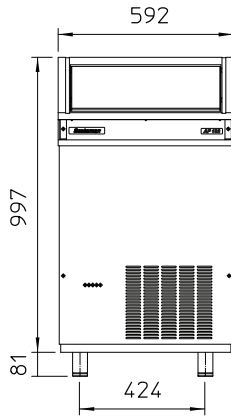
Self Contained Ice Machine 120 kg

AF 103

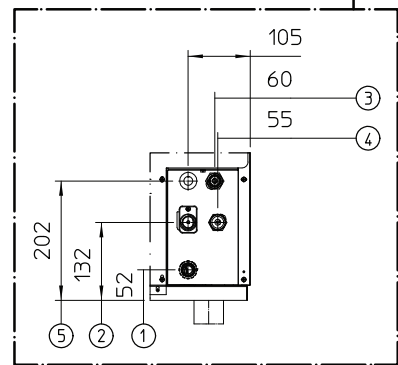
Self Contained Ice Machine 120 kg

Item #:
Project:
Quantity:

Self Contained Ice Machine 120 kg



- UNIT OF MEASUREMENT: mm
- 13/16" OD - OVERFLOW DRAIN
 - 3/4" GAS - WATER INLET
 - 3/4" GAS - WATER OUTLET
WATER COOLED UNIT ONLY
 - 3/4" GAS - WATER INLET
WATER COOLED UNIT ONLY
 - CORD SET



UNIT DATA		SHIPPING DATA										
Size (W x D x H)		592 x 622 x 1078 mm		Carton (W x D x H)		670 x 690 x 1180 mm						
Net weight		66 kg		Weight		74 kg						
Version	Voltage	24 h ice production kg			Energy consumption (*)		Water usage (*)	Instant power	Compressor	Circuit wires	Max. fuse size	
		10°C/10°C	21°C/10°C	32°C/21°C	kWh/100 kg	kWh/24h	l/h	W	W	No. x 0mm ²	A	
AF 103 AS	230/50/1	120	120	93	12.1	11.5	4.2	550	1200	3 x 1.5	10	
AF 103 WS	230/50/1	110	108	90	11.8	10.5	32.0	440	1200	3 x 1.5	10	
AF 103 AS	230/60/1	131	123	97	12.0	12.0	4.0	540	1400	3 x 1.5	10	
AF 103 WS	230/60/1	105	102	80	10.6	8.5	31.3	450	800	3 x 1.5	10	

(*) Data refer to 32°C Amb. / 21°C Water temperature conditions